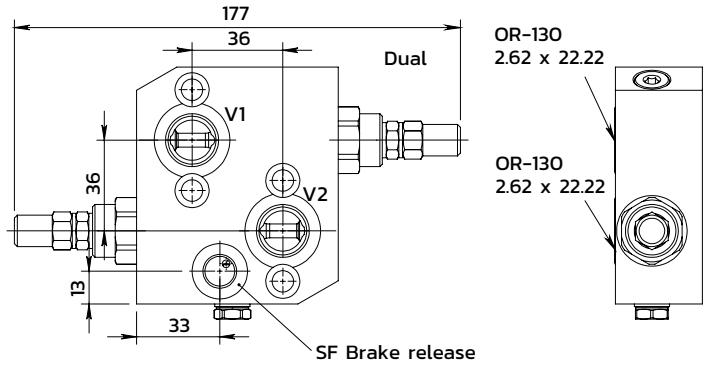
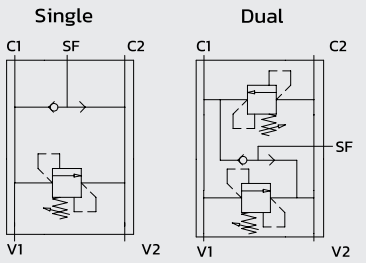
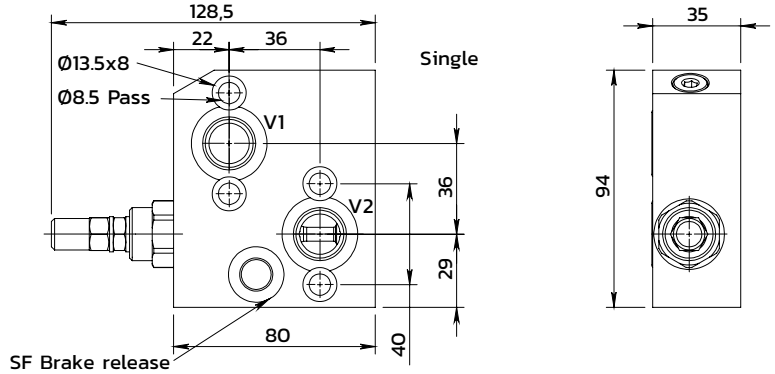
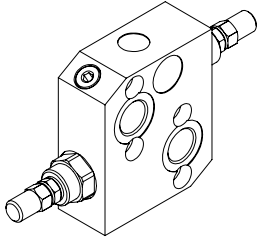


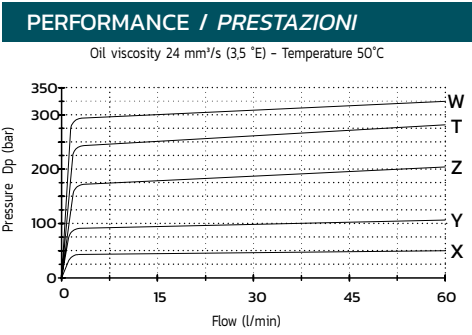


## Single/Dual cross over direct acting relief valve OMP OMR motor flangeable

*Valvola antiurto singola/doppia flangiabile su motori OMP OMR*



SPECIFICATIONS / SPECIFICHE	
Fluid viscosity / Viscosità Fluido	ISO 3448
Filtration / Classe di contaminazione	ISO 4406
Fluid temperature / Temperatura fluido	-20°C +90°C
Ambient temperature / Temperatura ambiente	-20°C +50°C
Max operating pressure / Pressione di lavoro max	350 bar
Standard seals / Guarnizioni standard	NBR 70 Shore A
Manifold material / Materiale collettore	Zinc plated steel



### ORDERING CODE / CODICE ORDINAZIONE

**10 L 04 G\*\* 3 R 04 \***

Manifold model		Adjustment		Ports size		Setting range (bar)		Std setting at 5 l/min
03	Double effect	R	Screw with steel cap (Std)	04	1/2 BSPP	X	10-50	30
13	Double effect with brake release	N	Tamper resistant cap			Y	20-100	75
06	Single effect	O	Handknob and locknut			Z	10-180 (Std)	90
16	Single effect with brake release					T	50-250	130
						W	80-300	150

Standard code	Thread	V1-V2	SF	Denomination	Weight kg	Max Flow (l/m)
10LO4G033R04Z	1/2	-	-	RVD-OMP-OMR-2	1.7	60
10LO4G133R04Z	1/2	1/4	1/4	RVD-OMP-OMR-2-SF	1.7	60
10LO4G063R04Z	1/2	-	-	RVD-OMP-OMR-1	1.8	60
10LO4G163R04Z	1/2	1/4	1/4	RVD-OMP-OMR-1-SF	1.8	60