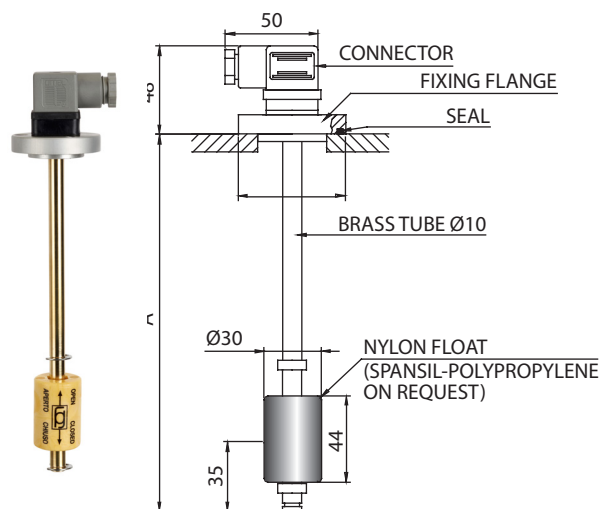


# IEG-N1F IEG-N2F



## ELECTROMAGNETIC LEVEL INDICATORS WITH ONE OR TWO CONTACTS AND FLANGED CONNECTION

### USE:

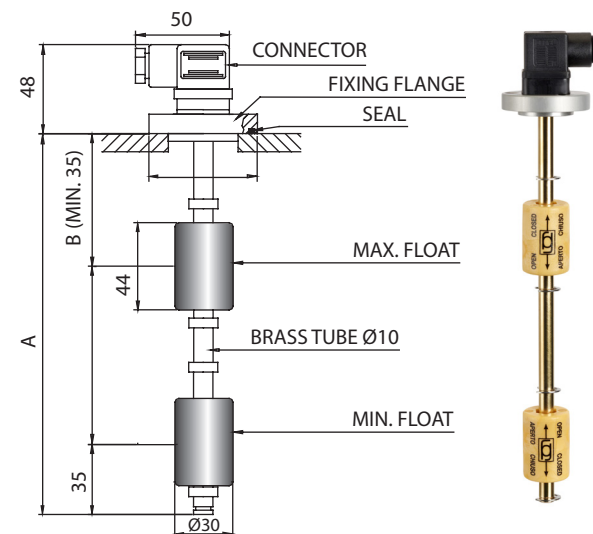
Made to ensure, with maximum safety, the minimum or maximum level (IEG - N1F / N2F) or minimum and maximum (IEG - MMF).

Suitable for tanks containing liquids compatible with the brass tube, such as hydraulic and lubricant oils (with density not higher than 220 cSt), petroleum, etc.

### OPERATION:

When the float of the indicator encounters the Reed switch at the pre-established point, the contact activated by the magnet housed in the float opens or closes, thus obtaining the possibility of sending a luminous or acoustic signal or activating or disconnecting any electrical equipment connected to it.

# IEG-MMF



### FITTING:

The indicator must be fitted in the vertical position, and the float must be at least 35mm from ferrous surfaces (walls, tanks, etc.).

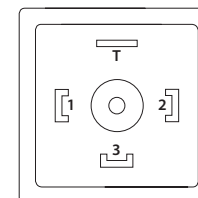
Flange seal is guaranteed by an oilproof synthetic rubber seal (neoprene).

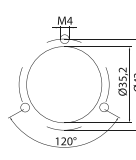
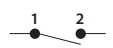
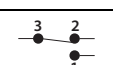
### NB:

The IEG - TCMM level indicator with SPDT (exchange) separate contacts or with one common, requires an aluminium connection head containing an adequate number of terminals for the use (5 or 6).

### CONNECTION:

Connector CE  
EN 175301-803-A  
IP65 PG.9/11



| MODEL     | PIPE MATERIAL | CONNECTION  | ELECTRICAL CONTACTS   | ELECTRICAL CHARACTERISTICS |                          |                          |                    |            | TEMPERATURE |              |               |
|-----------|---------------|---|---|----------------------------|--------------------------|--------------------------|--------------------|------------|-------------|--------------|---------------|
|           |               |   |   | POWER COMMUTABLE IN D.C.   | POWER COMMUTABLE IN A.C. | CURRENT STRENGTH IN A.C. | COMMUTABLE VOLTAGE | PROTECTION | RANGE       | TEFLON WIRES | MAX. PRESSURE |
| IEG - N1F | BRASS         | ALUMINUM<br> |  | 80 W                       | 80 V.A.                  | 1,3 A                    | 250 VDC<br>250 VAC | IP 65      | -20 +80 °C  | -20 +120 °C  | 10 Bar        |
| IEG - MMF |               |   | SPST  |                            |                          |                          |                    |            |             |              |               |
| IEG - N2F |               |   |  | 60 W                       | 60 V.A.                  | 1 A                      | 230 VDC<br>230 VAC |            |             |              |               |